

Reimagine
COLLABORATION
as a catalyst for innovation

SYNAPSE[®]
Enterprise Imaging

Radiology PACS | Cardiology PACS | 3D
VAN | Enterprise Viewer | Cloud Services
Information System | Artificial Intelligence

Experience the innovative, AI-enabled
Synapse Enterprise Imaging portfolio

FUJIFILM HEALTHCARE INFORMATICS

SYNAPSE VENDOR NEUTRAL ARCHIVE (VNA)

Enhance and advance patient care

In this industry, every second counts. Realize this potential now with Synapse VNA, a powerful solution that enables improved patient care by connecting imaging content across the entire care continuum.



VNA FOR TRUE INTEROPERABILITY

- Captures, stores, and manages all clinical imaging systems and content
- Provides interoperability across 30+ departments, to create a complete picture of patient health

SYNAPSE 3D

Advanced visualization software and tools, designed with specialists in mind

Improving the way images are seen and shared can help your radiologists and cardiologists, as well as other specialists, quickly and accurately deliver exceptional patient care. Synapse 3D features a sophisticated design, with Fujifilm's advanced image recognition technology and over 50 applications spanning multiple specialty areas.²



3D FOR ADVANCED VISUALIZATION

- Performs advanced image analysis to aid with interpreting, reporting, and treatment planning
- Allows sharing of the exam state among others within the enterprise for effective collaboration

SYNAPSE RADIOLOGY PACS

A new standard for enterprise image management

Each day, physicians across your organization encounter massive amounts of medical imaging data—data that is often siloed between specialty areas, workstations, and applications. Forged from Fujifilm's legacy of innovation, Synapse Radiology PACS breaks down these traditional barriers and promotes the free and secure flow of information across your technologies and teams.



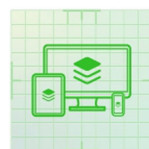
RADIOLOGY PACS FOR SECURE, INSTANT ACCESS

- Enables secure, compliant, and comprehensive radiology and enterprise imaging management
- Manages imaging from the server-side to the display—on demand and as needed, versus moving studies and caching them—to protect patient health information

SYNAPSE MOBILITY ENTERPRISE VIEWER

Enable boundless collaboration

Getting each patient back to the moments that matter most requires boundless collaboration. It commands seamless, instant access to complete imaging records and reports from all departments and locations within your facility and out in the world.



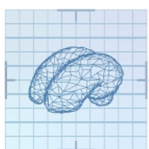
MOBILITY ENTERPRISE VIEWER FOR HOLISTIC ACCESS

- Connects all your enterprise imaging archives to deliver a single patient view from every department
- Includes a powerful and comprehensive visualization toolkit that displays clinical imaging in its native file format

ARTIFICIAL INTELLIGENCE

AI-ready for what lies ahead

Fujifilm's AI-enabled platform, REiLI, was designed to transform workflows and empower your organization to reach its full potential through boundless collaboration.



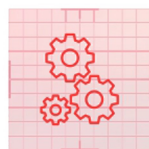
ARTIFICIAL INTELLIGENCE FOR WORKFLOW EFFICIENCIES

- Supports AI innovations and advancing algorithms with an open platform
- Reduces the time for image interpretation to advance clinical decision making

SYNAPSE ENTERPRISE INFORMATION SYSTEM

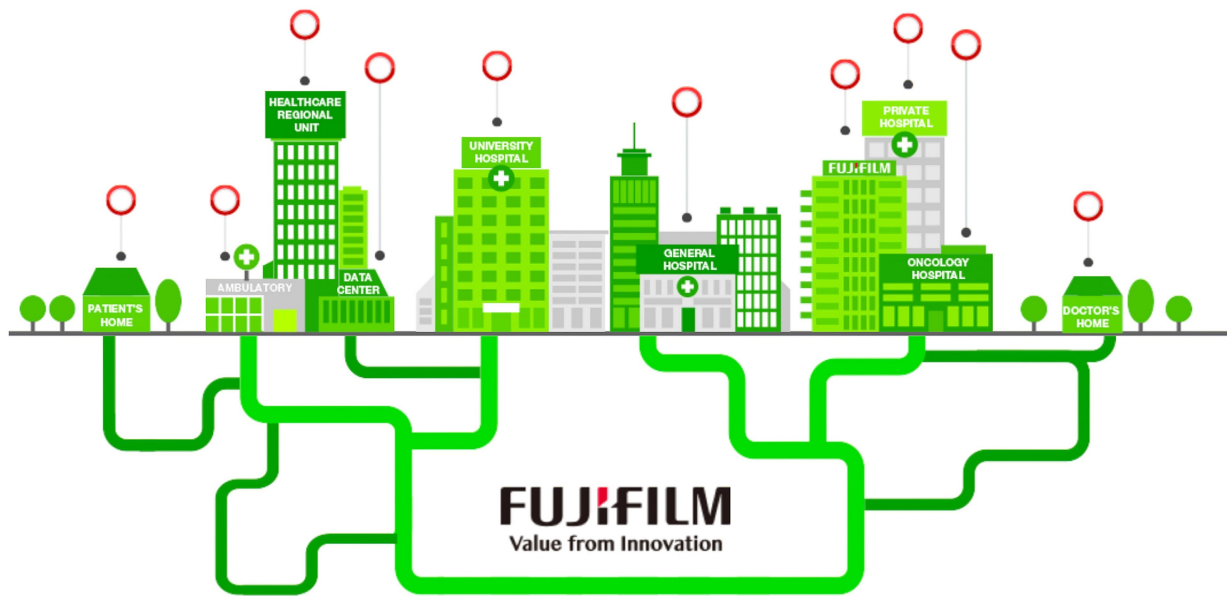
Improve productivity and increase profitability

Synapse Enterprise Information System (EIS) provides organizations with one of the most comprehensive workflow management solutions—a solution that extends beyond radiology to support efficiency and enhance care across all departments and facilities.



ENTERPRISE INFORMATION SYSTEM FOR COMPREHENSIVE WORKFLOWS

- Improves radiology staff productivity, increases practice profitability, and enhances patient care
- Engages patients with patient portal, kiosk, eligibility, and estimation



YASASII 優しい Radiology Information System

Changing the worldwide medical scene with a stream of innovative products

Your scribe. Everywhere with you.

- ✓ Patient Registration
- ✓ Clinical Imaging Department Scheduling
- ✓ Patient Arrival Management
- ✓ Technologist Workflow Management
- ✓ Exams Reporting and Distribution
- ✓ Peer Review Workflow
- ✓ Faxing, E-mailing and SMS to Referring Physician
- ✓ Patient Journey Tracking Management
- ✓ HL7 Interfaces with HIS and PACS
- ✓ Key-Word Search Mining for Reports and Images
- ✓ Smart Notes for Clinical Imaging Users
- ✓ Tasks Assignment, Follow and Review
- ✓ Alerts and Notification on Workflow
- ✓ Dashboards and KPIs for Management Decision Support
- ✓ Embeded Voice Recognition System (Optional Feature)

99% accuracy straight out-of-box
No need for any voice profile training. Augmito's AI accurately transcribes for you from Day 1.

Compatible with all popular RIS/PACS/LIS/HIS
You can use your own reporting software along with Augmito Spectra speech application.

Recognises diverse accents
Augmito's AI is accent agnostic with deep learning models constantly learning new accents.

Optimised for noisy environments
Our patent-pending technology suppresses background noises and accurately captures your voice.

50+ specialties medical vocabulary supported
It has the entire language of medicine built into it including all specialties & sub-specialties.

3+ hours saved daily
Augmito Spectra is 4 times faster than typing and reduces documentation time by 75%.

Go faster with Macros
Save short phrases that you can dictate for long paragraphs that repeat in multiple reports.

Work from Anywhere
Login to any workstation, home or work, laptop or mobile. Use your

In-built Smart Editor
Get a free document editor with all the features of MS Word and more!

Easy upload of Templates
Upload your own templates to edit and complete reports faster with simple voice commands

ACUTELY ACCURATE

TRANSFORMING YOUR CLINICAL DATA

From Scribetechnology transcription services to Augmito voice recognition technology.

Scribetechnology has been providing medical professionals with accurate, efficient, cost-effective services and technology to support clinical transcription and impeccable attention to patient data detail since 2001.


- Augmito Everywhere
- Augmito Desktop
- Augmito Mobile
- Augmito Web
- Augmito Chrome Plugin




FUJIFILM YASASII RIS is a Zero Foot Print (ZFP) Solution
Compatible with all platforms and Browsers

AUGMITO

More than just voice-AI driven clinical speech recognition





In 1936, we launched our healthcare business with X-ray film, and we haven't stopped innovating since.

For more than 80 years, we've continued to transform ourselves so we can help healthcare organizations like yours make the world a healthier place. As the industry advances, we'll continue adapting—finding new ways to apply our unique technologies to solve preeminent healthcare challenges.

We'll never stop iterating and developing digital solutions that progress radiography, endoscopy, ultrasound systems, healthcare IT, pharmaceuticals, and regenerative medicine—and the Synapse® Enterprise Imaging portfolio represents this commitment to continuous innovation.

FUJIFILM
Value from Innovation

FUJIFILM PAKISTAN (PVT) LTD.

info@fujifilm.com.pk
www.fujifilm.com.pk

Karachi: 021-34535502-5
Hyderabad: 022-2787277
Sukkur: 071-5628211

Lahore: 042-37237704-5 / 37358496
Faisalabad: 041-8548153
Multan: 061-4543472 / 4545106

Rawalpindi: 051-5130296-98
Sargodha: 048-3768410
Sahiwal: 0404-226375

Peshawar: 091-5278911 / 5261394
Rahim Yar Khan: 068-5877151
Gujranwala: 055-3856479

Quetta: 0312-3482036
Gujrat: 053-3515415
Swat: 0946-721433