

Parameters

Classification		Parameter	Measurement range (*)				Measurement time (min.)		
			Unit (A)		Unit (B)				
Biochemical tests	Enzymes	ALP	14	– 1183	U/L	0.23	– 19.76	μ Kat/L	4
		AMYL	10	– 1800	U/L	0.17	– 30.06	μ Kat/L	5
		CHE	5	– 500	U/L	0.08	– 8.35	μ Kat/L	4.5
		CKMB	1	– 300	U/L	0.02	– 5.01	μ Kat/L	5
		CPK	10	– 2000	U/L	0.17	– 33.40	μ Kat/L	4
		GGT	10	– 1200	U/L	0.17	– 20.04	μ Kat/L	5
		GOT/AST	10	– 1000	U/L	0.17	– 16.70	μ Kat/L	4
		GPT/ALT	10	– 1000	U/L	0.17	– 16.70	μ Kat/L	4
		LAP	10	– 500	U/L	0.17	– 8.35	μ Kat/L	4
		LDH	50	– 900	U/L	0.84	– 15.03	μ Kat/L	2
		LIP	20	– 1000	U/L	0.33	– 16.70	μ Kat/L	5
		General chemistry	ALB	1.0	– 6.0	g/dL	10	– 60	g/L
	BUN		5.0	– 140.0	mg/dL	1.79	– 49.98	mmol/L	4
	Ca		4.0	– 16.0	mg/dL	1.00	– 4.00	mmol/L	4
	CRE		0.2	– 24.0	mg/dL	18	– 2122	μmol/L	5
	DBIL		0.1	– 16.0	mg/dL	2	– 274	μmol/L	5
	GLU		10	– 600	mg/dL	0.6	– 33.3	mmol/L	6
	HDL-C		10	– 110	mg/dL	0.26	– 2.84	mmol/L	6
	IP		0.5	– 15.0	mg/dL	0.16	– 4.84	mmol/L	5
	Mg		0.2	– 7.0	mg/dL	0.08	– 2.88	mmol/L	4.5
	NH3		10	– 500	μg /dL	7	– 357	μmol/L	2
	TBIL		0.2	– 30.0	mg/dL	3	– 513	μmol/L	6
	TCHO		50	– 450	mg/dL	1.29	– 11.64	mmol/L	6
	TCO ₂		5	– 40	mmol/L	5	– 40	mmol/L	5
	TG		10	– 500	mg/dL	0.11	– 5.65	mmol/L	4
	TP		2.0	– 11.0	g/dL	20	– 110	g/L	6
	UA		0.5	– 18.0	mg/dL	30	– 1071	μmol/L	4
	Electrolytes	Na	75	– 250	mEq/L	75	– 250	mmol/L	1
		K	1.0	– 14.0	mEq/L	1.0	– 14.0	mmol/L	
		Cl	50	– 175	mEq/L	50	– 175	mmol/L	
Immunological test		CRP	0.3	– 7.0	mg/dL	3	– 70	mg/L	5

There are parameters which may not be available in your area. For details please contact your local distributor.

*Unit (A) or (B) is available

Calculations

Calculated Parameter	Indication	Unit	Equation
LDL Cholesterol	LDL-C	mg/dL	LDL-C = TCHO value - (HDL-C vlaue + TG value/5)
		mmol/L	LDL-C = TCHO value - (HDL-C value + TG value/2.2)
non-HDL Cholesterol	non-HDL-C	mg/dL or mmol/L	non-HDL = TCHO value - HDL-C value
Globulin	GLOB	g/dL or g/L	GLOB = TP value - ALB value
Albumin/Globulin ratio	ALB/GLOB	-	ALB/GLOB = ALB value / (TP value - ALB value)
BUN/Creatinine ratio	BUN/CRE	-	BUN/CRE = BUN value / CRE value
GOT/GPT ratio (AST/ALT ratio)	GOT/GPT (AST/ALT)	-	GOT/GPT=GOT value / GPT value (AST/ALT=AST value / ALT value)
Sodium/Potassium ratio	Na/K	-	Na/K=Na value / K value
Anion Gap	Anion Gap	mEq/L or mmol/L	Anion Gap = Na value - (Cl value + TCO ₂ value)

Main specifications

Measurement test	Colorimetry 28 tests, Electrolytes 3 tests
Throughput	Colorimetry 120 test/hour, Combined 128 test/hour
Number of sample rack	1
Number of incubator cell	Colorimetry 13, Electrolytes 1
Measurement time	Colorimetry 2 to 6 minutes/test, Electrolytes 1 minute/3 tests (Na-K-Cl)
Sample type	Plasma, Serum, Whole blood*
Sample volume	Colorimetry 10μL/test, Electrolytes 50μL/3 tests (Na-K-Cl), CRP 5μL/test
Data transmission to PC	RS 232C (1 port), USB (2 port), LAN (1 port)
Data print	Thermal Printer
Electrical requirements	Single phase AC; 100 - 240 V ±10%; 50 to 60 Hz
Display	7-inch color touch panel
Dimensions	470 (W) × 360 (D) × 370 (H) mm
Weight	Approx. 28 kg (with PF unit)/26 kg (without PF unit)
Operating temperature	15 to 32°C (59 to 89F)
Operating humidity	30 to 80%RH
Altitude	Up to 2,000 m (810 hPa)

* NH3-W: Whole blood only NH3-P: Plasma only
Na-K-Cl: Plasma, Serum, Whole blood Other test items: Plasma, Serum

DRI-CHEM NX600 Series

	NX600	NX600i
Electrolyte tests	●	●
Plasma Filter Function	●	—
Automatic dilution	●	●

Please contact your local distributor for availability.

Option Items

Barcode Reader

Barcode reader is available as option item to read sample ID on sample tube.



FUJII DRI-CHEM OPERATOR ID EDITOR KIT

For registering and editing operator ID on a PC and importing them into an analyzer.

Applicable Sample /Tube

- ϕ 16 × 100 mm blood collection tube
- ϕ 13 × 100 mm blood collection tube
- ϕ 13 × 75 mm blood collection tube
- 1.5 mL Fuji tube
- 0.5 mL Fuji tube
- ϕ 16 × 100 mm blood collection tube (when using PF)
- ϕ 13 × 100 mm blood collection tube (when using PF)
- ϕ 13 × 75 mm blood collection tube (when using PF)

DRI-CHEM NX600 (Product: FUJII DRI-CHEM NX600/FUJII DRI-CHEM NX600i)
The specifications and appearance of the present brochure may be changed without prior notification in order to improve the system.
Please be sure to read the instruction manualcarefully for proper use of the equipment.

FUJIFILM
Value from Innovation

Automated Clinical Chemistry Analyzer



Immediacy and flexibility in a single unit.

DRI-CHEM NX600

FUJIFILM PAKISTAN (PVT) LTD.

info@fujifilm.com.pk
www.fujifilm.com.pk

Karachi: 021-34535502-5 Lahore: 042-37237704-5 / 37358496 Rawalpindi: 051-5130296-98 Peshawar: 091-5278911/5261394 Quetta: 0312-3482036
Hyderabad: 022-2787277 Faisalabad: 041-8548153 Sargodha: 048-3768410 Rahim Yar Khan: 068-5877151 Gujrat: 053-3515415
Sukkur: 071-5628211 Multan: 061-4543472 / 4545106 Sahiwal: 0404-226375 Gujranwala: 055-3856479 Swat: 0946-721433

Advanced operations in a smaller body.

- 1 Large, easy-to-operate touch panel with fast response time
- 2 Intuitive and simple operation
- 3 Improved workflow for setting consumables with the Consumable Disk.

Why has Fuji DRI-CHEM technology been chosen for the past forty years / 4 decades?

Fujifilm utilizes technology it has cultivated in the field of photography. In the subsequent 4 decades, we have worked on improving ease-of-use and downsizing the analyzer. That is why FUJI DRI-CHEM devices are used at various medical sites, such as outpatient clinics, hospital laboratories and medical laboratories. In addition, it can be used in situations where the water supply is interrupted by disasters.



Large, 7-inch, intuitive LCD touch panel

The simple and easy-to-use operation screen provides a swift transition speed of 0.5 seconds or less for stress-free operation.

Setup screen

Display of results

Help screen

NX600 scale for installation (mm)

0 50 100 150 200 250 300 360 370 Depth Height 400

3-Step easy measurement

Set the slide and the specimen, then press the Start key. All the processes hereafter are fully automated.

1 Set slide

2 Set specimen

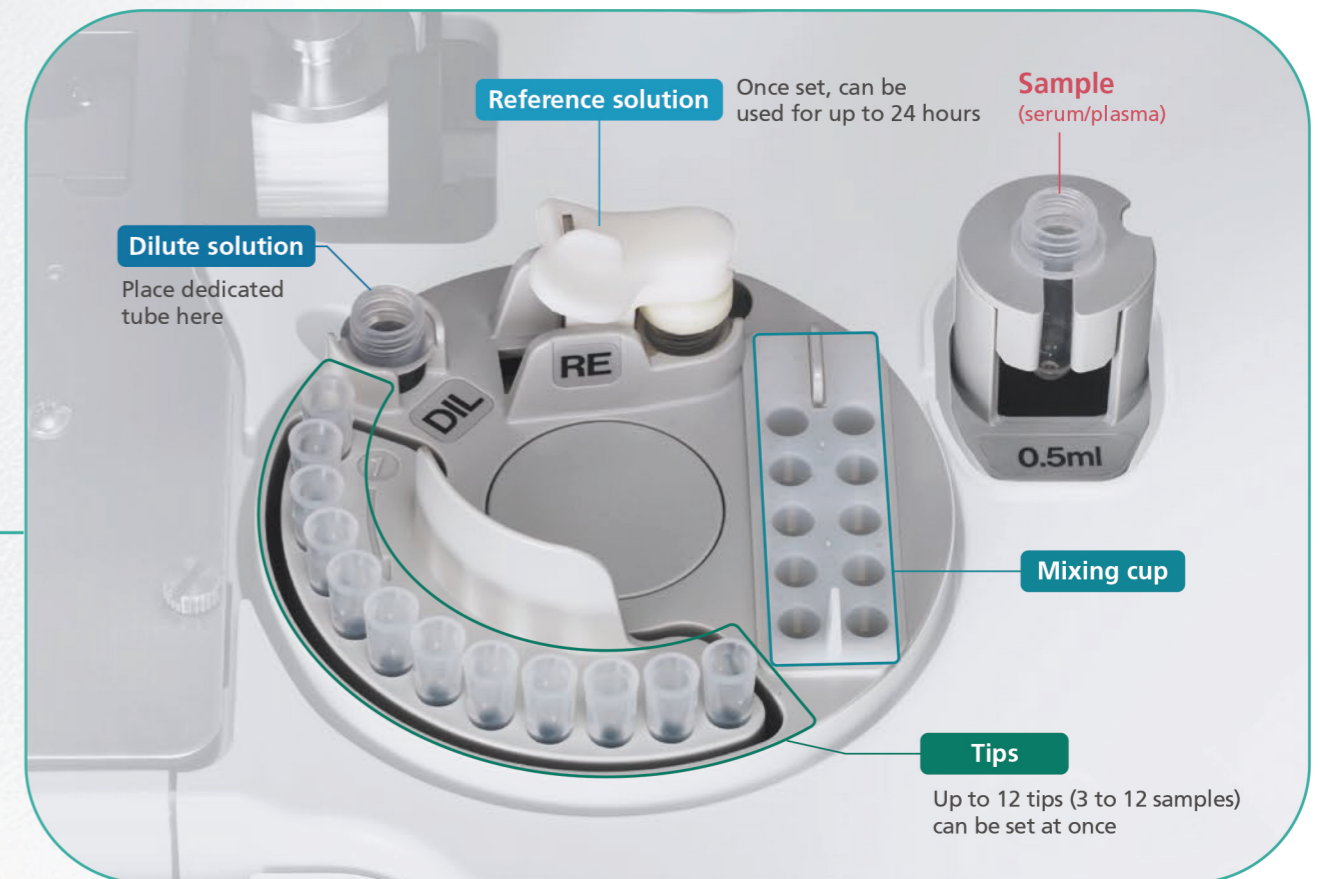
3 Press the Start key

Continuous measurement

As soon as the pipetting procedure for the first sample is completed, the slides for the next sample can already be set and the test started. This minimizes waiting times for patients.

Rotate the catalog to perform measurement.

Improved design supports smooth workflow



Set consumables for multiple samples at once

The layout is simpler than our previous models, and this makes it easier to set consumables. Multiple tips can be set at once, which eliminates the need to set reference solution for each measurement. This reduces the frequency of consumable replacement.

Functions

10 μ L /test

Patient-friendly testing

Each test needs only 10 μ L of sample. (CRP needs 5 μ L/test, ISE needs 50 μ L/3 tests). Manual pipetting can be also performed when the sample is less. Less invasive for newborns at NICU. *50 μ L are used for the simultaneous measurement of 3 electrolyte items.



Easy lot compensation by QC card

Corrections are made simply by reading the QC card included in the slide package into the main unit. *CRP: Calibration is required. ISE: Calibration and correction are not necessary. QC card is not attached.



Wide range of usable blood collection tubes

In addition to Fuji tubes (0.5/1.5 mL), commercially available blood collection tubes can be used as specimen tubes. *Please select suitable sample racks for your work flow. (refer last page: Option items/Sample Rack)



Minimize the risk of biological hazard

Slide reagents after measurement are automatically discarded to the disposal box, minimizing the risk of contamination.

128 test/h

High throughput

128 tests can be processed per hour.



Electrolyte measurement function

Electrolytes (Na-K-Cl) can also be measured.



Automatic dilution function

Labor intensive operations like dispensing, mixing etc. are automated. The only operation is to input the dilution ratio.



Complies with international standards (HL7)

Complies with international standards. Smoothly links with a facility's host system.


Reliable technology ensures test quality.

The FUJI DRI-CHEM slide reagent has high reliability and stability thanks to fine chemical technology cultivated through FUJIFILM's long history in photographic film manufacturing. Less variation of results between operators, high result reproducibility and daily precision, and excellent correlation with wet chemistry are its remarkable features.

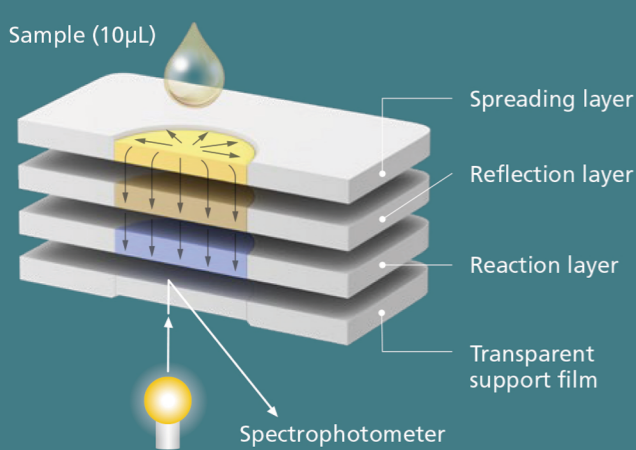
FUJI DRI-CHEM SLIDE Two types of slides are provided for different test items.

Colorimetric method slide

Enzymes, General chemistry, and Immunology




This multilayered slide is composed of dry chemical ingredients needed for the reaction and other functional materials. It quantifies enzymes and chemicals using a colorimetric method.

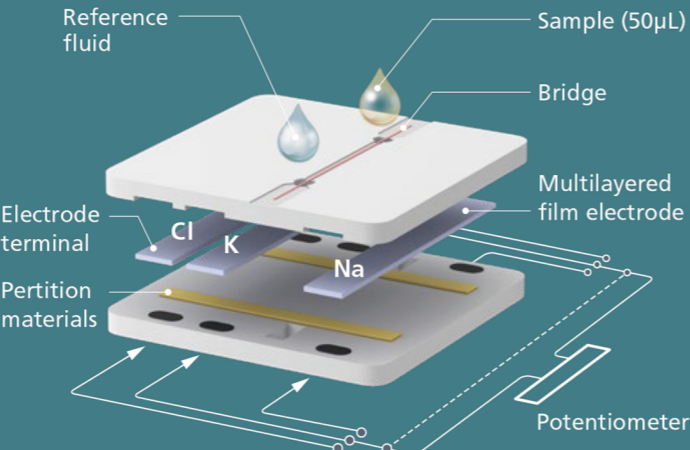


Potentiometric method slide

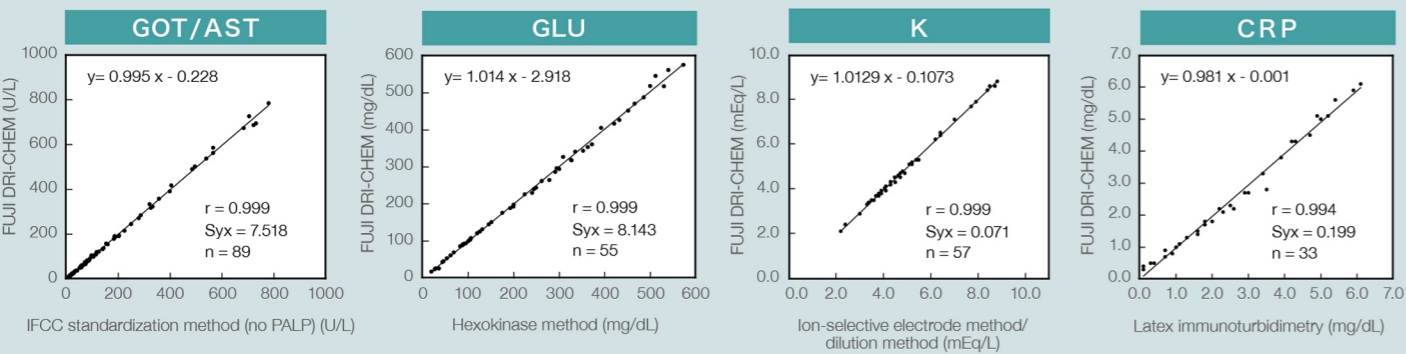
Electrolytes



Each slide comes with an ion selective film electrode for each of Na, K, and Cl. Slides quantify electrolytes in the sample by a potentiometric method.



Accurate and reliable test results from long-term and field-proven technology & experience



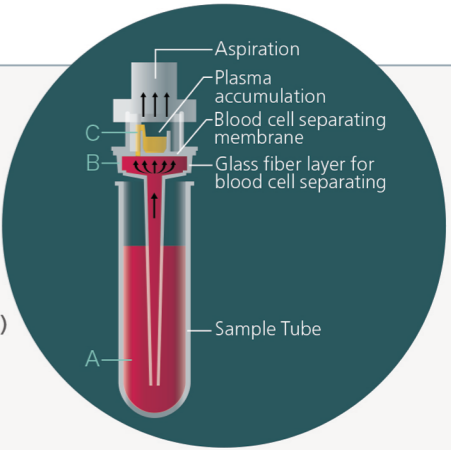
Plasma Filter

Blood separation in 1 minute

Plasma Filter (PF) can cut the turn around time and the pre-treatment process of the sample. It can generate a plasma sample by aspirating and separating the whole blood inside the PF within 1 minute. Just set the PF on top of the sample tube and press START.

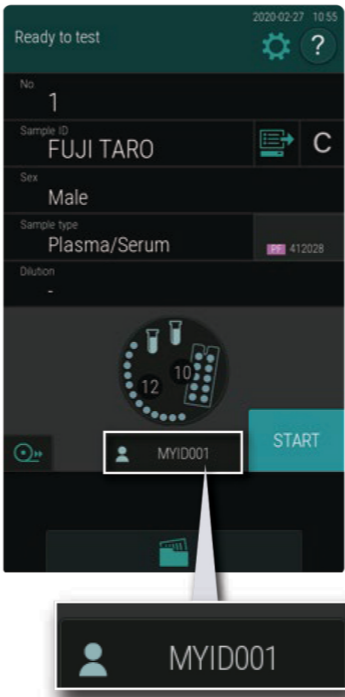
* This function is not available in the NX600i
* TCO2: not applicable

- 1 Read PF card.
- 2 Set PF on the top of sample tube. (A)
- 3 Press Start.
- 4 Suction unit move to be connected on PF and start aspiration of whole blood. (B)
- 5 Whole blood is separated at the glass fiber layer in PF to sample plasma. (C)



Operator Information Record

Operator information can be recorded with test results.



User Safety Mode (USM)

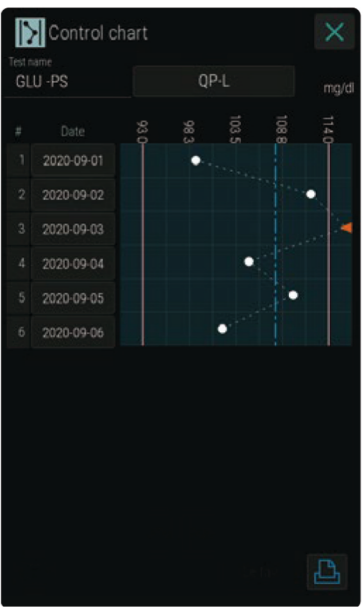
Only the registered person can operate the NX600.

*For this application, FUJI DRI-CHEM OPERATOR ID EDITOR KIT is necessary to register and edit operator ID on a PC.





Built in quality control tools

Quality control in the NX600 is made easier with the advance QC functions. Results of quality control can be viewed on the NX600 screen.



Specifications FUJI DRI-CHEM NX series

	Single-specimen analyzer	Multi-specimen analyzer
		
Series name	FUJI DRI-CHEM NX600	FUJI DRI-CHEM NX700
Width X depth X height	470(W) X 360(D) X 370(H) mm	500(W) X 380(D) X 410(H) mm
Weight	28 kg	33 kg
Number of measurement cells	13 colorimetric + 1 electrolyte (independent)	13 colorimetric + 1 electrolyte (independent)
Throughput (1) (only colorimetry)	120 tests/hour	180 tests/hour
Throughput (2) (colorimetry + electrolytes)	128 tests/hour	190 tests/hour
Throughput (3) (15-item measurements)	approx. 9 minutes	approx. 9 minutes
Number of specimen that can be set	1 specimen	5 specimens at the same time